

Tuba

BandFolio

Band Method

Book 1

To the student:

Congratulations on your decision to join the band. I am sure that you will find it a rewarding and fun experience, and it may lead to a life-long love of playing music. If you listen carefully and follow the recommendations of your band director, you will be making beautiful music and having a lot of fun in a very short time.

The key to getting a good start in band is practice. Your band director will recommend how much time you should practice each day. In order to get the most out of your practice sessions you should:

- Warm up. your band director will recommend a procedure for preparing your body and your instrument to play.
- Set a goal for each practice session.
- Practice the hard sections first, and break them down into smaller parts. Then put the parts together.
- Play something fun at the end of each practice session.
- Practice every day.

By working together with your band director and your classmates, band will become the high point of your school day, and will lead to years of musical enjoyment.



Jim Evans

bandfolio.com

Music Education Resources

© 2000 Jim Evans
BandFolio.com

Tuba


Reference Page

The Musical Alphabet

A B C D E F, & G.


These letters repeat over and over as needed. As you go through the letters, the notes sound higher.

Staff



Five lines (and four spaces) on which music is written

Bass Clef



for low notes

Treble Clef



for high notes

Look up notes you don't know on the *Grand Staff*.

Pitches on the Grand Staff

Treble (G) Clef

Bass (F) Clef

* Notes that go above and below the staff are written on *ledger lines*.

Lines & Spaces

Many people have memorized the notes of the staff this way.

E very Good Boy Does Fine

Good Boys Do Fine Always
All Cows Eat Grass

Basic rhythm concepts

Meter Signature

$\frac{4}{4}$ 4 beats in a measure
 $\frac{4}{4}$ receives one beat

Quarter note

receives one beat in 4/4 meter signature

Quarter rest

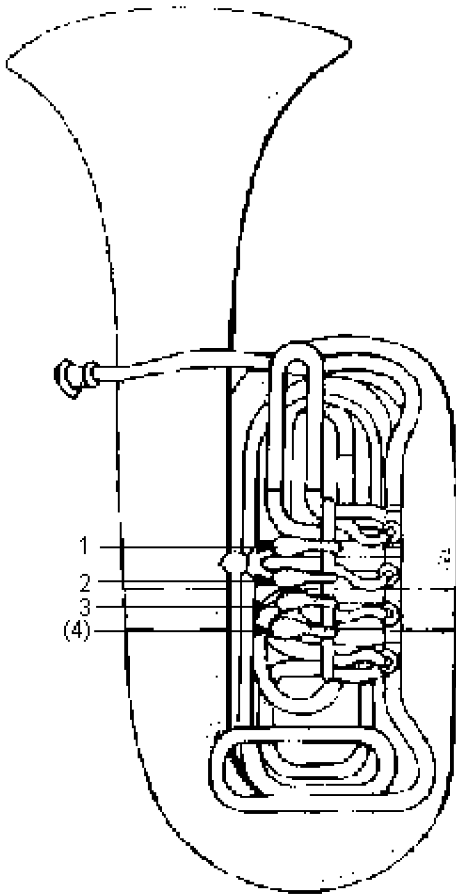
receives one beat of silence in 4/4 meter signature

Measures & Barlines

barline barline

the music between barlines is called a measure

Basic Fingering Chart



Memorize all notes, fingerings, and staff positions on this page

Press down the valves that match the numbers shown

Open means all valves are up.

If your tuba has four valves, use the fourth valve instead of the 1 3 valve combination

A

2

A# Bb

open

C

1 3
(4)

D

1 2

D# Eb

1

F

open

G

1 2

G# Ab

1

A

2

A# Bb

open

Tuba

1. Our First Pitch

Final Barline
(the end of a piece)

count: 1 & 2 & 3 & 4 & 1 & 2 & 3 & 4 & 1 & 2 & 3 & 4 & 1 & 2 & 3 & 4 &

2. Our Second Pitch

count: 1 & 2 & 3 & 4 & 1 & 2 & 3 & 4 & 1 & 2 & 3 & 4 & 1 & 2 & 3 & 4 &

3. Our Third Pitch

count: 1 & 2 & 3 & 4 & 1 & 2 & 3 & 4 & 1 & 2 & 3 & 4 & 1 & 2 & 3 & 4 &

4. Think Fast!

count: 1 & 2 & 3 & 4 & 1 & 2 & 3 & 4 & 1 & 2 & 3 & 4 & 1 & 2 & 3 & 4 &

5. Going Down

count: 1 & 2 & 3 & 4 & 1 & 2 & 3 & 4 & 1 & 2 & 3 & 4 & 1 & 2 & 3 & 4 &


6. Up & Down

count: 1 & 2 & 3 & 4 & 1 & 2 & 3 & 4 & 1 & 2 & 3 & 4 & 1 & 2 & 3 & 4 &


Tuba

7. Mary's Song *Write in the Counts*

Go to the next line!




count:




count:

8. Reading Music




count:

9. Skill Builder



count:

10. Stepping Out



count:


11. More Stepping Out




count:

Tuba


Half Note


 receives two beats in 4/4 meter signature


Half Rest

 receives two beats of silence in 4/4 meter signature

Accidentals

 flat (lowered)

 sharp (raised)

 natural (not sharp or flat)

Key Signature (B \flat Concert)
Your Key of B \flat



Tells whether notes are *flat*, *sharp*, or *natural*.

12. A New Note

13. Another New Note

14. Go for Two!

15. Take Five

16. Mix and Match

breath mark

Lines 16 & 17 may be played together.

17. Putting it Together

Tuba

Common Time

C another way of writing the 4/4 meter signature

Whole Note

○ receives four beats in 4/4 meter signature

Whole Rest

— receives four beats of silence in 4/4 meter signature

Repeat Sign

⋮ Go back to the beginning and play the selection again

18. The Whole Thing

19. Whole & Half *Hint: A whole rest fills up a whole measure.*

20. Play it Again, Sam!

21. Claire de Lune

22. Up & Down Again

23. Skipping Around

Rhythm Review

Draw a line from the musical symbol to its name.

whole rest

half rest

quarter rest

whole note

half note

quarter note

Tuba

24. Count It Out

Two staves of music in bass clef, B-flat major, and common time. The first staff contains a sequence of notes: G2, F2, E2, D2, C2, B1, A1, G1, F1, E1, D1, C1. The second staff contains a sequence of notes: G2, F2, E2, D2, C2, B1, A1, G1, F1, E1, D1, C1.

25. Bar None! *Draw in the barlines before you play.*

A single staff of music in bass clef, B-flat major, and common time. The notes are: G2, F2, E2, D2, C2, B1, A1, G1, F1, E1, D1, C1. There are no barlines drawn between the notes.

26. Note Review *Write in the names of the notes.*


A single staff of music in bass clef, B-flat major, and common time. The notes are: G2, F2, E2, D2, C2, B1, A1, G1, F1, E1, D1, C1. There are blank lines below each note for labeling.

27. Ode to Joy

Ludwig van Beethoven

Two staves of music in bass clef, B-flat major, and common time. The first staff contains a sequence of notes: G2, F2, E2, D2, C2, B1, A1, G1, F1, E1, D1, C1. The second staff contains a sequence of notes: G2, F2, E2, D2, C2, B1, A1, G1, F1, E1, D1, C1.

Eighth Notes

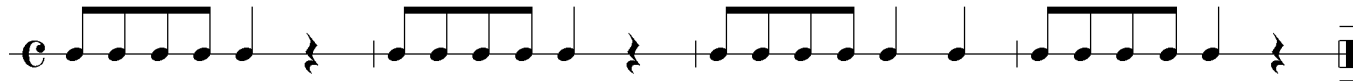
 Two eighth notes
receive one beat in the
4/4 meter signature

Tuba

33. Rhythm Study

Clap

Write in the Counts



count:

34. Hot Cross Buns




35. Farm Out!



36. Eighth Note Challenge



37. Asked & Answered



Special Holiday Concert Page

Tuba

Tie



Connects two notes of the same pitch into one sound.

Harmony

Two or more pitches sounding at the same time.

38. Jingle Bells

1 & 2 & 3 & 4 &


39. Jolly Old St. Nicholas

40. Up On the Housetop

Tuba

New Note

A



2


Meter Signature

$\frac{3}{4}$ 3 beats in a measure
♩ receives one beat

Dotted Half Note

♩. receives three beats in $\frac{3}{4}$ or $\frac{4}{4}$ meter signature


41. Skip To My Lou



42. Long, Long Ago




43. The Dotted Half Note



1 & 2 & 3 & 4 & 1 & 2 & 3 & 4 & 1 & 2 & 3 & 4 & 1 & 2 & 3 & 4 &

44. Oh, Dear, What Can the Matter Be?



New Note

Key Signature

Pick-up Notes

Notes that come before the first full measure of a piece.

First & Second Endings

1.	2.
:	
:	
:	
:	

Play to the repeat sign, then go back to the beginning. When you get to the first ending, skip over it, and go to the second ending.

Tuba

G# A \flat

Key of E \flat Concert
Your Key of E \flat

1

45. A New Note

46. There's a Hole in the Bucket

Where's the third beat?

47. The Man on the Flying Trapeze

48. Johnny Has Gone

49. When Jesus Wept

William Billings

1

2

adapted 3

4

New Note

Tuba

A# Bb

open

Fermata

Hold notes under a fermata longer than usual, or until your director cuts you off.

Dynamics

p piano - soft

f forte - loud

Note

Dynamics are always at the director's discretion.

50. Chorale

51. A New Note

52. Christmas Greetings (A Four Part Round)

1 2 3 4

53. Red River Valley

54. Mexican Clapping Song

Tuba

Slur
Connects notes of different pitch. Tongue only the first note of a slur.

Dynamics
mp moderately soft
mf moderately loud

Lip Slur
A slur in which the fingerings of each note are the same

Meter Signature
 $\frac{2}{4}$ two beats in a measure
♩ receives one beat

55. Lip Slurs

mf

56. Oranges, Lemons

mf

57. Roll Over

mp *mf*

58. Simple Gifts

p

59. Slur Study

f *mp*

Tuba

Articulation

How a note is played

Accent

Emphasize notes with an accent mark.

Legato

Smoothly
Use a soft attack, and hold note for full value.

Staccato

Short
Play in a detached, or separated style.

60. Articulation Study

mp

61. Surprise!

Franz Josef Haydn
adapted

p

f

62. Bingo

mf *f*

63. Pictures At an Exhibition

Majestically

Modest Mussorgsky
adapted

f

New Note A

Tuba



2

Eighth Note & Eighth Rest




Tempo *how fast or slow a piece is played*

Allegro *Fast*


Moderato *Moderate*

Andante *Slow, walking speed*

64. Rhythm Study
Moderato



65. A New Note
Moderato



66. March Madness
Allegro



67. Morning
Andante

Edvard Grieg



68. A Mighty Fortress is Our God
Andante



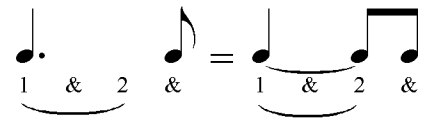
Tuba

Tempo

Dotted Quarter Note - Eighth Note

Largo

Very slow



69. B \flat Concert Scale Moderato

mf

70. Rhythm Study

count: 1 & 2 & 3 & 4 & 1 & 2 & 3 & 4 & 1 & 2 & 3 & 4 & 1 & 2 & 3 & 4 &

71. Theme from Symphony No. 9

Largo

Antonin Dvorák

p

72. Kum Bah Yah Andante

mp

mp

73. Finale (from The Firebird Suite)

Largo

Igor Stravinsky

p

Tuba

Meter Signature

Cut Time

♩ or ♪ two beats in a measure
 ♩ receives one beat

Sixteenth Note Combinations

1 e & a 1 e & 1 & a

74. Rhythm Study Moderato

count: 1 & 2 & 3 e & a 4 & 1 & 2 e & 3 & 4 & 1 & a 2 & 3 e & 4 & 1 & 2 e & a 3 & 4 &

mf

75. Button, You Must Wander Allegro

mf

76. Bright Eyes Will Find You Andante

mf Compare this piece to number 75. How are they alike? How are they different?

77. Ten Little Indians Write in the Counts Moderato

mp

78. Name That Tune Write in the Counts Moderato

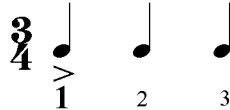
mf Compare this piece to number 77. How are they alike? How are they different?

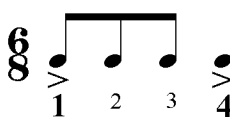
79. Skip To My Lou Revisited Moderato

f


Tuba

Compound Meter

$\frac{3}{4}$  a meter in which the beats are divided into three parts.


$\frac{6}{8}$ 

80. When the Saints Go Marching In
Allegro







81. Blow the Man Down
Allegro *in one*






82. For He's a Jolly Good Fellow
Allegro *in one*





83. Yankee Doodle
Allegro



Tuba

Syncopation

1 & 2 & or 1 & 2 &

When longer notes fall on weak or unexpected beats.

Dotted Eighth Note & Sixteenth Note

1 e & a

(or in cut time)
dotted quarternote & eighth note

1 e & a

84. Row, Row, Row Your Boat (a four-part round)

Moderato in one

1 2

mf

3 4

85. Simple Meter

f

1 2 3 4

Compare this piece to number 84. How are they alike? How are they different?

86. Do, Lord

f

87. Shoo, Fly

f

Tuba

84. London Bridge Moderato

Musical notation for 'London Bridge' in bass clef, 2/4 time, key of B-flat major. The piece is marked *mf* (mezzo-forte). The melody consists of a series of eighth and quarter notes.

85. Bridal Chorus Moderato

Musical notation for 'Bridal Chorus' in bass clef, 2/4 time, key of B-flat major. The piece is marked *f* (forte). The melody features a mix of quarter and eighth notes.

Continuation of the musical notation for 'Bridal Chorus' in bass clef, 2/4 time, key of B-flat major. The piece is marked *f* (forte). The melody continues with quarter and eighth notes.

86. Can-Can Allegro

Musical notation for 'Can-Can' in bass clef, 2/4 time, key of B-flat major. The piece is marked *f* (forte). The melody is characterized by a fast, rhythmic pattern of eighth notes with accents. It includes first and second endings.

87. Scale Study

Start slowly, then speed the tempo as you improve.

Musical notation for 'Scale Study' in bass clef, 4/4 time, key of B-flat major. The piece is marked *f* (forte). The melody is a scale starting on B-flat, moving up and then down.

Continuation of the musical notation for 'Scale Study' in bass clef, 4/4 time, key of B-flat major. The piece is marked *f* (forte). The melody continues the scale from the previous line.

Major Scales

Tuba

Make sure that you are playing the exact pitch that is shown. If the note name does not contain a *sharp* (\sharp), or a *flat* (\flat), it is *natural* (\natural).

B \flat Concert
Your Key of B \flat

Scale
B \flat C D E \flat F G A B \flat A G F E \flat D C B \flat

Arpeggio
B \flat D A B \flat F D B \flat

E \flat Concert
Your Key of E \flat

Scale
E \flat F G A \flat B \flat C D E \flat D C B \flat A \flat G F E \flat

Arpeggio
E \flat G D E \flat B \flat G E \flat

F Concert
Your Key of F

Scale
F G A B \flat C D E F E D C B \flat A G F

Arpeggio
F A E F C A F

C Concert
Your Key of C

Scale
C D E F G A B C B A G F E D C

Arpeggio
C E B C G E C

A \flat Concert
Your Key of A \flat

Scale
A \flat B \flat C D \flat E \flat F G A \flat G F E \flat D \flat C B \flat A \flat

Arpeggio
A \flat C G A \flat E \flat C A \flat

Rhythm Challenge

Go as far as you can without stopping, then work on problem rhythms.

1 2 3 4

Exercise 1: Four measures of quarter notes. Exercise 2: Four measures of quarter notes with a quarter rest in the second measure. Exercise 3: Four measures of quarter notes with a quarter rest in the third measure. Exercise 4: Four measures of quarter notes with quarter rests in the second and third measures.

5 6 7 8

Exercise 5: Four measures of quarter notes with quarter rests in the second and third measures. Exercise 6: Four measures of quarter notes with quarter rests in the second, third, and fourth measures. Exercise 7: Four measures of quarter notes with quarter rests in the second and third measures. Exercise 8: Four measures of quarter notes with quarter rests in the second, third, and fourth measures.

9 10 11 12

Exercise 9: Four measures of half notes. Exercise 10: Four measures of half notes with a half rest in the second measure. Exercise 11: Four measures of half notes with a half rest in the third measure. Exercise 12: Four measures of half notes with a half rest in the fourth measure.

13 14 15 16

Exercise 13: Four measures of quarter notes. Exercise 14: Four measures of quarter notes. Exercise 15: Four measures of quarter notes. Exercise 16: Four measures of quarter notes with a quarter rest in the second measure.

17 18 19 20

Exercise 17: Four measures of quarter notes with eighth notes. Exercise 18: Four measures of quarter notes with eighth notes. Exercise 19: Four measures of quarter notes with eighth notes. Exercise 20: Four measures of quarter notes with eighth notes and a quarter rest in the fourth measure.

21 22 23 24

Exercise 21: Four measures of quarter notes with eighth notes. Exercise 22: Four measures of quarter notes with eighth notes and a quarter rest in the second measure. Exercise 23: Four measures of quarter notes with eighth notes. Exercise 24: Four measures of quarter notes with eighth notes and quarter rests in the second and third measures.

25 26 27 28

Exercise 25: Four measures of quarter notes with eighth notes and quarter notes. Exercise 26: Four measures of quarter notes with eighth notes and quarter notes. Exercise 27: Four measures of quarter notes with eighth notes and quarter notes. Exercise 28: Four measures of quarter notes with eighth notes and quarter notes.

29 30 31 32

Exercise 29: Four measures of quarter notes in 3/4 time. Exercise 30: Four measures of quarter notes in 3/4 time. Exercise 31: Four measures of quarter notes in 3/4 time. Exercise 32: Four measures of quarter notes in 3/4 time with eighth notes.

Rhythm Challenge

33 34 35 36

Measures 33-36 in 3/4 time. Measure 33: quarter note, quarter note, quarter note. Measure 34: quarter note, quarter note, quarter note. Measure 35: quarter note, quarter note, quarter note. Measure 36: quarter note, quarter note, quarter note.

37 38 39 40

Measures 37-40 in common time. Measure 37: eighth note, eighth note, eighth note, eighth note, quarter note, quarter note, quarter note. Measure 38: quarter note, quarter note, eighth note, eighth note, eighth note, eighth note, quarter note, quarter note. Measure 39: quarter note, quarter note, quarter note, quarter note, eighth note, eighth note, eighth note, eighth note, quarter note, quarter note. Measure 40: eighth note, eighth note, eighth note, eighth note, quarter note, quarter note, quarter note, quarter note, eighth note, eighth note, eighth note, eighth note, quarter note, quarter note.

41 42 43 44

Measures 41-44 in common time. Measure 41: eighth note, eighth note, eighth note, eighth note, quarter note, quarter note, quarter note, quarter note, eighth note, eighth note, eighth note, eighth note, quarter note, quarter note. Measure 42: eighth note, eighth note, eighth note, eighth note, quarter note, quarter note, quarter note, quarter note, eighth note, eighth note, eighth note, eighth note, quarter note, quarter note. Measure 43: eighth note, eighth note, eighth note, eighth note, quarter note, quarter note, quarter note, quarter note, eighth note, eighth note, eighth note, eighth note, quarter note, quarter note. Measure 44: eighth note, eighth note, eighth note, eighth note, quarter note, quarter note, quarter note, quarter note, eighth note, eighth note, eighth note, eighth note, quarter note, quarter note.

45 46 47 48

Measures 45-48 in common time. Measure 45: half note, half note. Measure 46: half note, half note. Measure 47: half note, half note. Measure 48: half note, half note.

49 50 51 52

Measures 49-52 in common time. Measure 49: half note, half note, quarter note, quarter note. Measure 50: half note, half note, quarter note, quarter note. Measure 51: half note, half note, quarter note, quarter note. Measure 52: half note, half note, quarter note, quarter note.

53 54 55 56

Measures 53-56 in 2/4 time. Measure 53: quarter note, quarter note, quarter note, quarter note. Measure 54: quarter note, quarter note, quarter note, quarter note. Measure 55: quarter note, quarter note, quarter note, quarter note. Measure 56: quarter note, quarter note, quarter note, quarter note.

57 58 59 60

Measures 57-60 in 2/4 time. Measure 57: quarter note, quarter note, quarter note, quarter note. Measure 58: quarter note, quarter note, quarter note, quarter note. Measure 59: quarter note, quarter note, quarter note, quarter note. Measure 60: quarter note, quarter note, quarter note, quarter note.

61 62 63 64

Measures 61-64 in 6/8 time. Measure 61: quarter note, quarter note, quarter note, quarter note, quarter note, quarter note. Measure 62: quarter note, quarter note, quarter note, quarter note, quarter note, quarter note. Measure 63: quarter note, quarter note, quarter note, quarter note, quarter note, quarter note. Measure 64: quarter note, quarter note, quarter note, quarter note, quarter note, quarter note.