

Clarinet in B<sup>b</sup>

# BandFolio

## Band Method

### Book 1

To the student:

Congratulations on your decision to join the band. I am sure that you will find it a rewarding and fun experience, and it may lead to a life-long love of playing music. If you listen carefully and follow the recommendations of your band director, you will be making beautiful music and having a lot of fun in a very short time.

The key to getting a good start in band is practice. Your band director will recommend how much time you should practice each day. In order to get the most out of your practice sessions you should:

- Warm up. your band director will recommend a procedure for preparing your body and your instrument to play.
- Set a goal for each practice session.
- Practice the hard sections first, and break them down into smaller parts. Then put the parts together.
- Play something fun at the end of each practice session.
- Practice every day.

By working together with your band director and your classmates, band will become the high point of your school day, and will lead to years of musical enjoyment.



Jim Evans

bandfolio.com

Music Education Resources

© 2000 Jim Evans  
BandFolio.com

# Clarinet in Bb


## Reference Page

### The Musical Alphabet

**A B C D E F, & G.**

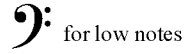
These letters repeat over and over as needed. As you go through the letters, the notes sound higher.

### Staff



Five lines (and four spaces) on which music is written

### Bass Clef



for low notes

### Treble Clef



for high notes

## Look up notes you don't know on the *Grand Staff*.

### Pitches on the Grand Staff

Treble (G) Clef

Bass (F) Clef

E F G A B C D E F G A B C D E F G A

\* Notes that go above and below the staff are written on *ledger lines*.

### Lines & Spaces

Many people have memorized the notes of the staff this way.

Every Good Boy Does Fine

Good Boys Do Fine Always Eat Grass

## Basic rhythm concepts

### Meter Signature

$\frac{4}{4}$  4 beats in a measure  
 $\frac{4}{4}$  receives one beat

### Quarter note

receives one beat in 4/4 meter signature

### Quarter rest

receives one beat of silence in 4/4 meter signature

### Measures & Barlines

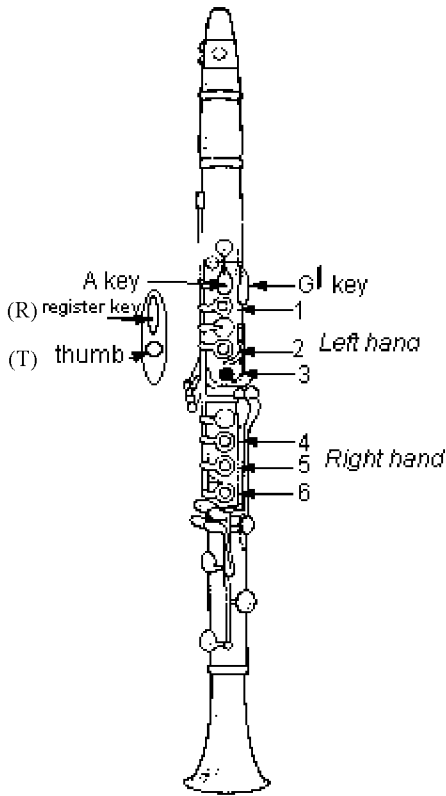
barline barline

the music between barlines is called a measure

Clarinet

# Basic Fingering Chart

Memorize all notes, fingerings, and staff positions on this page



B

T	1
	2
	3
	-
	5

C

T	1
	2
	3

D

T	1
	2

E

T	1
---	---

F

T
---

G

*open*

A


A
---

A# Bb

R	A
---	---


# Clarinet in Bb

## 1. Our First Pitch




count:

## 2. Our Second Pitch




count:

## 3. Our Third Pitch




count:

## 4. Think Fast!




count:

## 5. Going Down



count:

## 6. Up & Down




count:

# Clarinet in Bb

## 7. Mary's Song *Write in the Counts*

*Go to the next line!*




count:



count:

## 8. Reading Music



count:

## 9. Skill Builder




count:

## 10. Stepping Out



count:


## 11. More Stepping Out




count:

# Clarinet in Bb


## Half Note


 receives two beats in 4/4 meter signature


## Half Rest

 receives two beats of silence in 4/4 meter signature

## Accidentals

 flat (lowered)

 sharp (raised)

 natural (not sharp or flat)

Key Signature (B $\flat$  Concert)  
Your Key of C




Tells whether notes are *flat*, *sharp*, or *natural*.

### 12. A New Note



### 13. Another New Note



### 14. Go for Two!



### 15. Take Five



### 16. Mix and Match



Lines 16 & 17 may be played together.

### 17. Putting it Together




# Clarinet in Bb


## Common Time

**C** another way of writing the 4/4 meter signature


### Whole Note

 receives four beats in 4/4 meter signature

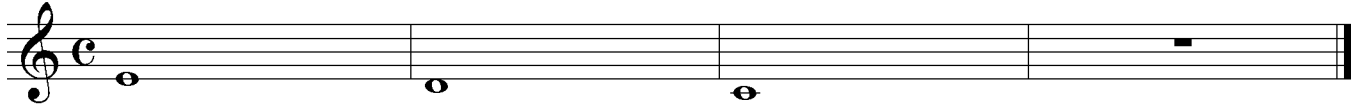
### Whole Rest

 receives four beats of silence in 4/4 meter signature

### Repeat Sign

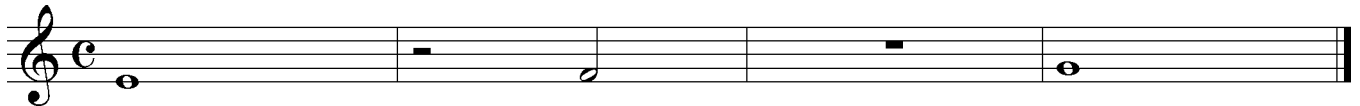
 Go back to the beginning and play the selection again

### 18. The Whole Thing



### 19. Whole & Half


*Hint: A whole rest fills up a whole measure.*




### 20. Play it Again, Sam!



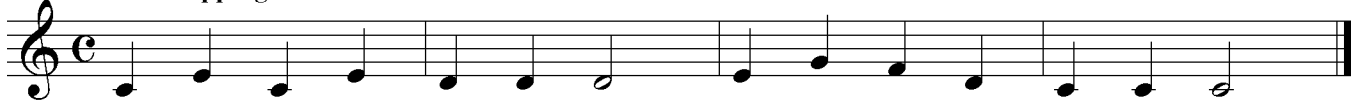
### 21. Claire de Lune



### 22. Up & Down Again



### 23. Skipping Around



## Rhythm Review

Draw a line from the musical symbol to its name.



whole rest

half rest

quarter rest

whole note

half note

quarter note

# Clarinet in Bb

## 24. Count It Out




## 25. Bar None!

*Draw in the barlines before you play.*



## 26. Note Review

*Write in the names of the notes.*



## 27. Ode to Joy

Ludwig van Beethoven










# Special Holiday Concert Page

New Note

Clarinet in Bb



T 1  
2  
3  
-  
5

Tie



Connects two notes of the same pitch into one sound.

Harmony

Two or more pitches sounding at the same time.

## 38. Jingle Bells





1 & 2 & 3 & 4 &

## 39. Jolly Old St. Nicholas



## 40. Up On the Housetop



# Clarinet in Bb

**Meter Signature**  
 $\frac{3}{4}$  3 beats in a measure  
receives one beat

**Dotted Half Note**  
receives three beats in  $\frac{3}{4}$   
or  $\frac{4}{4}$  meter signature

## 41. Skip To My Lou

Two staves of music in 3/4 time. The first staff contains the first two measures of the melody. The second staff contains the next two measures, ending with a double bar line.

## 42. Long, Long Ago

One staff of music in 3/4 time, containing four measures of the melody, ending with a double bar line.

## 43. The Dotted Half Note

One staff of music in 3/4 time, containing four measures. The first measure features a dotted half note. Below the staff is a rhythm guide: 1 & 2 & 3 & 4 & 1 & 2 & 3 & 4 & 1 & 2 & 3 & 4 & 1 & 2 & 3 & 4 &


## 44. Oh, Dear, What Can the Matter Be?

Two staves of music in 3/4 time. The first staff contains the first two measures of the melody. The second staff contains the next two measures, ending with a double bar line.

# Clarinet in Bb

## New Note

A# Bb



RA

## Key Signature

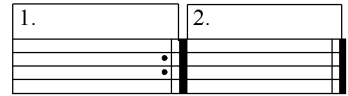


Key of E $\flat$  Concert  
Your Key of F

## Pick-up Notes

Notes that come before the first full measure of a piece.

## First & Second Endings



1. 2.


Play to the repeat sign, then go back to the beginning. When you get to the first ending, skip over it, and go to the second ending.

### 45. A New Note



### 46. There's a Hole in the Bucket

*Where's the third beat?*



*pick-up notes*

### 47. The Man on the Flying Trapeze



*pick-up note*

### 48. Johnny Has Gone



### 49. When Jesus Wept

William Billings  
*adapted*



1 2 3



4

# Clarinet in Bb

## Fermata

Hold notes under a fermata longer than usual, or until your director cuts you off.

## Dynamics


*p* piano - soft

*f* forte - loud

## Note


Dynamics are always at the director's discretion.

### 50. Chorale




Musical notation for 50. Chorale, featuring a treble clef, a key signature of one flat (Bb), and a common time signature (C). The piece consists of a single melodic line with dynamics of *f* (forte) and *p* (piano). Four notes are marked with fermatas.

### 51. A New Note



Musical notation for 51. A New Note, featuring a treble clef, a key signature of one flat (Bb), and a common time signature (C). The piece consists of a single melodic line starting with a dynamic of *f* (forte).

### 52. Christmas Greetings (A Four Part Round)



Musical notation for 52. Christmas Greetings (A Four Part Round), featuring a treble clef, a key signature of one flat (Bb), and a common time signature (C). The piece consists of a single melodic line with dynamics of *f* (forte) and is divided into four numbered sections (1, 2, 3, 4).

### 53. Red River Valley



Musical notation for 53. Red River Valley, featuring a treble clef, a key signature of one flat (Bb), and a common time signature (C). The piece consists of a single melodic line starting with a dynamic of *f* (forte).

### 54. Mexican Clapping Song



Musical notation for 54. Mexican Clapping Song, featuring a treble clef, a key signature of one flat (Bb), and a 3/4 time signature. The piece consists of a single melodic line with dynamics of *p* (piano) and *f* (forte), and includes first and second endings.

# Clarinet in Bb

## Dynamics

*mp* moderately soft  
*mf* moderately loud

## Slur



Connects notes of different pitch. Tongue only the first note of a slur.

## Meter Signature

$\frac{2}{4}$  two beats in a measure  
♪ receives one beat


### 55. Lip Slurs



### 56. Oranges, Lemons




### 57. Roll Over *Roll your finger from the A Key*



### 58. Simple Gifts



### 59. Slur Study



# Clarinet in Bb

## Articulation

How a note is played

### Accent

Emphasize notes with an accent mark.

### Legato

Smoothly Use a soft attack, and hold note for full value.

### Staccato

Short Play in a detached, or separated style.

## 60. Articulation Study

*mp*

## 61. Surprise!

Franz Josef Haydn  
*adapted*

*p*

*f*

## 62. Bingo

*mf* *f*

> > >

## 63. Pictures At an Exhibition

*Majestically*

Modest Mussorgsky  
*adapted*

*f*



# Clarinet in Bb

**Tempo** *how fast or slow a piece is played*

## Eighth Note & Eighth Rest

**Allegro** *Fast*

**Moderato** *Moderate*

**Andante** *Slow, walking speed*

### 64. Rhythm Study



**Moderato**

### 65. A New Note

**Moderato**

### 66. March Madness

**Allegro**

### 67. Morning

**Andante**

Edvard Grieg

### 68. A Mighty Fortress is Our God

**Andante**

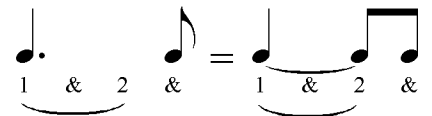
# Clarinet in Bb

Tempo

Dotted Quarter Note - Eighth Note

Largo

*Very slow*



## 69. Bb Concert Scale

Moderato

## 70. Rhythm Study

## 71. Theme from Symphony No. 9

Largo

Antonin Dvorák

## 72. Kum Bah Yah

Andante

## 73. Finale (from The Firebird Suite)

Largo

Igor Stravinsky

# Clarinet in Bb

Meter Signature

Cut Time

♩ or ♪ two beats in a measure  
 ♪ receives one beat

Sixteenth Note Combinations

1 e & a    1 e &    1 & a

## 74. Rhythm Study

Moderato

Count: 1 & 2 & 3 e & a 4 &    1 & 2 e & 3 & 4 &    1 & a 2 & 3 e & 4 &    1 & 2 e & a 3 & 4 &

*mf*

## 75. Button, You Must Wander

Allegro

*mf*

## 76. Bright Eyes Will Find You

Andante

*mf*

Compare this piece to number 75. How are they alike? How are they different?

## 77. Ten Little Indians    Write in the Counts

Moderato

*mp*

## 78. Name That Tune    Write in the Counts

Moderato

*mf*

Compare this piece to number 77. How are they alike? How are they different?

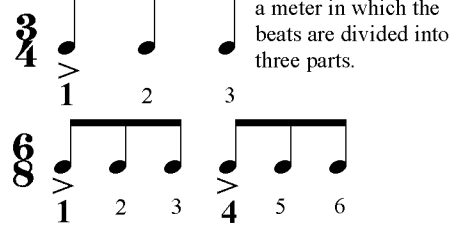
## 79. Skip To My Lou Revisited

Moderato

*f*

Clarinet in Bb

Compound Meter



80. When the Saints Go Marching In  
Allegro

81. Blow the Man Down  
Allegro *in one*

82. For He's a Jolly Good Fellow  
Allegro *in one*

83. Yankee Doodle  
Allegro

# Clarinet in Bb

## Syncopation

1 & 2 & or 1 & 2 &

When longer notes fall on weak or unexpected beats.

## Dotted Eighth Note & Sixteenth Note

1 e & a

(or in cut time)  
dotted quarternote & eighth note

1 e & a

### 84. Row, Row, Row Your Boat (a four-part round)

Moderato *in one*

1 2 3 4

*mf*

### 85. Simple Meter

1 2 3 4

*f* Compare this piece to number 84. How are they alike? How are they different?

### 86. Do, Lord

*f*

### 87. Shoo, Fly


*f*

# Clarinet in Bb


## 84. London Bridge Moderato



## *mf* 85. Bridal Chorus Moderato



## 86. Can-Can Allegro



## 87. Scale Study *Start slowly, then speed the tempo as you improve.*



# Major Scales

## Clarinet in Bb

Make sure that you are playing the exact pitch that is shown. If the note name does not contain a *sharp* ( $\sharp$ ), or a *flat* ( $\flat$ ), it is *natural* ( $\natural$ ).

**B $\flat$  Concert**  
Your Key of C

Scale: C D E F G A B C B A G F E D C

Arpeggio: C E B C G E C

The musical notation shows the B $\flat$  Concert Major Scale and its Arpeggio. The scale is written on a treble clef staff with a key signature of one flat (B $\flat$ ). The notes are C, D, E, F, G, A, B, C, B, A, G, F, E, D, C. The arpeggio consists of the notes C, E, B, C, G, E, C.

**E $\flat$  Concert**  
Your Key of F

Scale: F G A B $\flat$  C D E F E D C B $\flat$  A G F

Arpeggio: F A E F C A F

The musical notation shows the E $\flat$  Concert Major Scale and its Arpeggio. The scale is written on a treble clef staff with a key signature of two flats (E $\flat$ ). The notes are F, G, A, B $\flat$ , C, D, E, F, E, D, C, B $\flat$ , A, G, F. The arpeggio consists of the notes F, A, E, F, C, A, F.

**F Concert**  
Your Key of G

Scale: G A B C D E F $\sharp$  G F $\sharp$  E D C B A G

Arpeggio: G B F $\sharp$  G D B G

The musical notation shows the F Concert Major Scale and its Arpeggio. The scale is written on a treble clef staff with a key signature of one sharp (F). The notes are G, A, B, C, D, E, F $\sharp$ , G, F $\sharp$ , E, D, C, B, A, G. The arpeggio consists of the notes G, B, F $\sharp$ , G, D, B, G.

**C Concert**  
Your Key of D

Scale: D E F $\sharp$  G A B C $\sharp$  D C $\sharp$  B A G F $\sharp$  E D

Arpeggio: D F $\sharp$  C $\sharp$  D A F $\sharp$  D

The musical notation shows the C Concert Major Scale and its Arpeggio. The scale is written on a treble clef staff with a key signature of two sharps (C). The notes are D, E, F $\sharp$ , G, A, B, C $\sharp$ , D, C $\sharp$ , B, A, G, F $\sharp$ , E, D. The arpeggio consists of the notes D, F $\sharp$ , C $\sharp$ , D, A, F $\sharp$ , D.

**A $\flat$  Concert**  
Your Key of B $\flat$

Scale: B $\flat$  C D E $\flat$  F G A B $\flat$  A G F E $\flat$  D C B $\flat$

Arpeggio: B $\flat$  D A B $\flat$  F D B $\flat$

The musical notation shows the A $\flat$  Concert Major Scale and its Arpeggio. The scale is written on a treble clef staff with a key signature of three flats (A $\flat$ ). The notes are B $\flat$ , C, D, E $\flat$ , F, G, A, B $\flat$ , A, G, F, E $\flat$ , D, C, B $\flat$ . The arpeggio consists of the notes B $\flat$ , D, A, B $\flat$ , F, D, B $\flat$ .

# Rhythm Challenge

Go as far as you can without stopping, then work on problem rhythms.

1 2 3 4

5 6 7 8

9 10 11 12

13 14 15 16

17 18 19 20

21 22 23 24

25 26 27 28

29 30 31 32

**3/4**



# Rhythm Challenge

33 34 35 36

3/4

37 38 39 40

C

41 42 43 44

C

45 46 47 48

C

49 50 51 52

C

53 54 55 56

2/4

57 58 59 60

2/4

61 62 63 64

6/8